



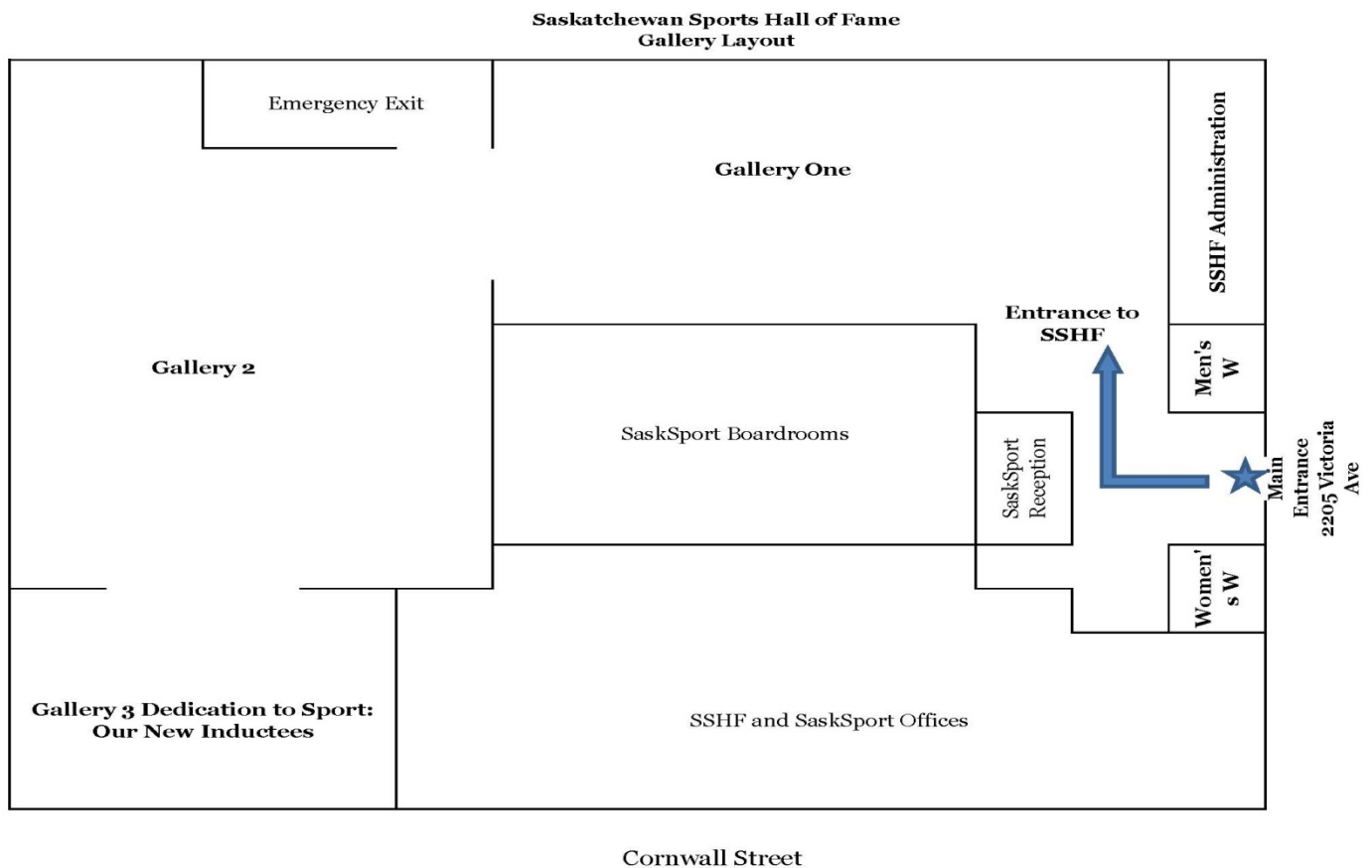
# SASKATCHEWAN SPORTS HALL OF FAME

## Arriving at the Hall of Fame:

- Parking: There is no parking lot available for visitors and busses at the Saskatchewan Sports Hall of Fame (SSHF). Metered parking is available on the street (Victoria Avenue, Lorne and Cornwall Street).
- Wheelchair accessibility: the SSHF is wheelchair accessible with a ramp at the front entrance of the building. Our washrooms are also wheelchair accessible.
- When entering the building:
  - Proceed through the front Sask Sport reception area into the SSHF
    - At the SSHF Administration desk, someone will greet you and that is where you can pay for you, your students and chaperones (\$1 each)

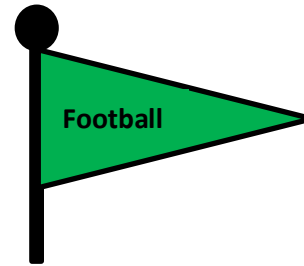

**If you are going to be late or have a change in plans, please contact the SSHF:**

**Phone: (306) 780 – 9232**




## How the SSHF is set up:

- From the Map on page 1 you will see that the SSHF is set up in three galleries:
  - Gallery One
    - This gallery is our featured gallery which changes exhibits every 4 to 6 months and will highlight inductees associated with that exhibit. It also includes our adaptive curling ice.
    - Please check our website ([www.sasksportshalloffame.com](http://www.sasksportshalloffame.com)) to see what exhibit is on during your visit.
  - Gallery Two – *The Hall of Fame*
    - Showcases all of our Athletes, Builders and Teams Inducted into the Hall of Fame! Also includes our multisport simulator!
  - Gallery Three - *Dedication to Sport: Our New Inductees*
    - Each inductee is featured with their own personalized exhibit which changes annually in May (as we bring in new Inductees!).
- In Gallery One and Two the Inductee displays are organized by sport.
  - Furthermore, within the sport display, Athletes and Builders are together with Teams from that sport displayed on separate displays.
  - To find a specific sport simply look for the flags above the display:



- Information about the Inductees is found on their Sport Card. See example below:

	<p><b>George Reed</b></p> <table><tr><td>Sport:</td><td>Football</td></tr><tr><td>Category:</td><td>Athlete</td></tr><tr><td>Birth Date:</td><td>October 2, 1939</td></tr><tr><td>Birthplace:</td><td>Vicksburg, Mississippi, USA</td></tr><tr><td>Induction:</td><td>September 13, 1979</td></tr></table> <p>George Reed played college football at Washington State and turned professional at age 21 with the Saskatchewan Roughriders. As a professional, George amassed a number of records, the most impressive of which are most yards gained while rushing (16,116), the most touchdowns by rushing (134), and most touchdowns scored (137).</p> <p>He was named an All-Canadian Running Back for nine seasons, was named to the Western Conference All-Star Team 11 times, and participated in four Grey Cup Games, including the 1966 victory over the Ottawa Roughriders. George won the Schenley Award for Most Outstanding Player in the CFL in 1965.</p> <p>George retired from the Roughriders in 1975.</p>	Sport:	Football	Category:	Athlete	Birth Date:	October 2, 1939	Birthplace:	Vicksburg, Mississippi, USA	Induction:	September 13, 1979
Sport:	Football										
Category:	Athlete										
Birth Date:	October 2, 1939										
Birthplace:	Vicksburg, Mississippi, USA										
Induction:	September 13, 1979										

- Within their specific sport displays, the inductees are ordered by INDUCTION YEAR – not alphabetical.
- Note:
  - Some of the displays have multiple sports displayed.

- For example: Gymnastics, Karate, Soaring, Taekwondo and Judo are represented on one display.
- Athletics represents: Track and Field and Running.
- Aquatics represents: Synchronized Swimming, Diving, Rowing, Swimming, and Water Skiing.
- The students will notice that there are drawers at the bottom of some displays in Gallery One or Two that say, “Open Me.” Inside the drawers are additional artifacts!

## **Preparing the Activity for the Students**

The self-guided activity that has been developed can be chosen from our Education Programming found on our website at [www.sasksportshalloffame.com](http://www.sasksportshalloffame.com). We encourage you to find something that is of interest to your students in the appropriate Grade Level, something to do In Gallery and another on the Multisport Simulator. If you find nothing there that suits you, we can work together to create something that does! To find the answers the students will have to read carefully and explore the SSHF!

### How the Activity Works:

Have the students go in partners;

- We will supply the students with the activity, pencil/pen and clipboard.
- The questions will be based on our inductees and artifacts that we have on display.
- The Students will have to look for specific sports and then an Athlete, Builder or Team within that sport throughout Gallery One, Two and Three
  - Some of the items might be found in drawers that say Open Me

### **While at the SSHF Remember:**

- Teachers and chaperones are responsible for ensuring that the students behave in accordance with our guidelines below and your classroom guidelines and expectations:
  - The moment you step through the front doors you will find yourself in an office. Be mindful of the individuals working in the building when in the main foyer area. In the museum area students can talk, but again be mindful of other visitors that might be in the hall at the same time.
  - Please ensure that any student who uses the washroom is accompanied to the front area by an adult if they are under the age of 5. Washrooms are located at the front entrance of the building (see map on page 1).
  - Display cases/panels and the content are not to be touched, stepped on, sat in or on, or leaned against. Many of the items on display are irreplaceable and of significant cultural value.

- We would ask that you not get involved in any horseplay (running, pushing etc.) while in the Hall. Damage may occur.
- You must stay with your group in the hall and not wander through the building – Especially the SaskSport Reception area (see map on page 1).
- There is to be no food or drink brought into the galleries.
- If the sport simulator and/or curling rink is being used, all posted rules of play will be followed.